

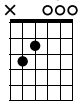
Eleanor Rigby

Music by Lennon & McCartney

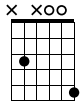
Arranged by Alexander Harnisch

A

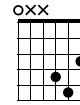
Cmaj7



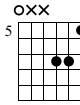
A7sus2/C



Em



D/E



Musical notation for the first system of 'Eleanor Rigby'. It features a treble clef, a key signature of one sharp (F#), and a 4/4 time signature. The melody begins with a quarter rest, followed by a quarter note G4, a quarter note A4, and a quarter note B4. The bass line starts with a quarter rest, followed by a quarter note G2, a quarter note A2, and a quarter note B2. The first measure is marked with a dynamic of *mf*. The system concludes with a double bar line. Below the staff are three guitar staves labeled T, A, and B, with fret numbers: T (0, 0, 0), A (2, 2, 2), and B (3, 3, 3).

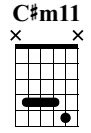
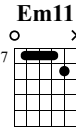
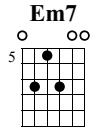
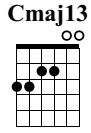
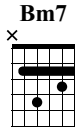
Guitar chord diagrams for the second system: Em (7 7 7 5 0 0), D/E (5 7 7 7 0 0), Em (7 7 7 5 0 0), Bm7 (x 2 2 3 3 3), Cmaj7 (x 0 0 0 3 3), and A7sus2/C (x x 0 0 3 3).

Musical notation for the second system of 'Eleanor Rigby'. The melody continues with a quarter note C5, a quarter note B4, and a quarter note A4. The bass line continues with a quarter note G2, a quarter note A2, and a quarter note B2. The system concludes with a double bar line. Below the staff are three guitar staves labeled T, A, and B, with fret numbers: T (7, 8, 9), A (5, 7, 7), and B (0, 2, 3).

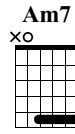
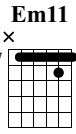
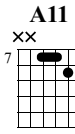
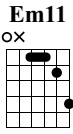
Guitar chord diagrams for the third system: Em (7 7 7 5 0 0), D/E (5 7 7 7 0 0), Em (7 7 7 5 0 0), D/E (5 7 7 7 0 0), and Em (7 7 7 5 0 0).

Musical notation for the third system of 'Eleanor Rigby'. The melody continues with a quarter note G4, a quarter note A4, and a quarter note B4. The bass line continues with a quarter note G2, a quarter note A2, and a quarter note B2. The system concludes with a double bar line. Below the staff are three guitar staves labeled T, A, and B, with fret numbers: T ((5), 3, 2), A (3, 5, 5), and B (7, 8, 9).

B



Musical notation for measures 10-12. Measure 10: Bm7, Cmaj13. Measure 11: Em7. Measure 12: Em11, C#m11. Includes guitar tablature below the staff.



Musical notation for measures 13-15. Measure 13: Em11, A11. Measure 14: Em11. Measure 15: Am7. Includes guitar tablature and a 'let ring' instruction with a dashed line.

Musical notation for measures 16-18. Measure 16: Am7, Am7, Cmaj13. Measure 17: Am7. Measure 18: Am7, Am9. Includes guitar chord diagrams and tablature.

Musical notation for measures 19-21. Measure 19: Am. Measure 20: Em7, Em6. Measure 21: Cmaj7, Em, Bm7/E, Em6, Em6/B. Includes guitar chord diagrams and tablature.

Am Em7 Em6

Am: x0x000
Em7: x7xx00
Em6: o7xx00

22 23 24

(0) 2 2 5 7 (7) 12
(2) 0 0 5 8 5 7 8 5
(2) 2 2 0 5 7 7 7 4
(2) 0 0 0 0 7 7 9 5
0 0 0 0 7 7 7 4
0 0 0 0 7 7 7 4
0 0 0 0 7 7 7 4
0 0 0 0 7 7 7 4

G/D Cmaj7 Em B7sus2/E Em7

G/D: xx0233
Cmaj7: xx0233
Em: oxx023
B7sus2/E: ox0233
Em7: o5xx02

25 26

15 12 7 5 0
12 12 8 2 0
12 12 9 4 7
12 10 2 2 5
0 0 0 0 7
0 0 0 0 7
0 0 0 0 7
0 0 0 0 7

C

Cmaj7 A7sus2/C

Cmaj7: x00000
A7sus2/C: x00000

27 28

0 2 3 5 (5) 3 2 5
0 0 0 0 0 0 0 0
0 0 0 0 0 0 0 0
0 0 0 0 0 0 0 0
0 0 0 0 0 0 0 0
0 0 0 0 0 0 0 0

1. 2.

Em7 Em6/C# Em7 Em6/C#

Em7: x7xx00
Em6/C#: x7xx00
Em7: x7xx00
Em6/C#: x7xx00

29 30

7 7 7 7 5 7 5 4
8 5 8 8 4 7 4 5
7 4 7 7 4 7 4 5
7 4 7 7 4 7 4 5
7 4 7 7 4 7 4 5
7 4 7 7 4 7 4 5

The image shows a musical score for guitar, consisting of a melody line and a bass line. Above the melody line are four chord diagrams: Em7, Fadd9, Em7, and Em7. The first Em7 diagram shows a barre at the 7th fret with an 'x' over the 6th string. The Fadd9 diagram shows a barre at the 5th fret with an 'x' over the 6th string. The second Em7 diagram shows a barre at the 7th fret with an 'x' over the 6th string. The third Em7 diagram shows a barre at the 12th fret with an 'o' over the 6th string. The melody line starts at measure 31 with a double bar line and a repeat sign. It features a series of chords: Em7 (7 fret), Fadd9 (5 fret), Em7 (7 fret), and Em7 (12 fret). The bass line is shown below the melody line with fret numbers: 7, 8, 7, 7 for the first measure; 5, 8, 5, 8 for the second measure; 7, 8, 7, 7 for the third measure; and 12, 12, 12, 12 for the fourth measure. The final measure of the bass line shows a 0 on the 6th string.