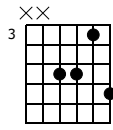


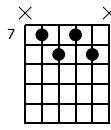
# The first glimpse

PlayAlong in A-Dorian b2

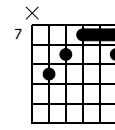
Gmadd11



Em7(b5)

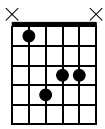


D7(#5)/F#

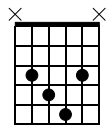


Musical notation for measures 1 and 2. Measure 1 starts with a treble clef, 4/4 time signature, and a repeat sign. The melody consists of a quarter note G4, a quarter note A4, and a quarter note B4. The bass line consists of a quarter note G2, a quarter note A2, and a quarter note B2. Measure 2 continues with a quarter note C5, a quarter note D5, and a quarter note E5. The bass line consists of a quarter note C3, a quarter note D3, and a quarter note E3. The dynamic marking *mf* is present. The TAB section shows the fret numbers for each string: 5, 5, 6, 5 for measure 1 and 7, 8, 7, 8 for measure 2.

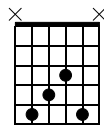
A# aug



Csus2(b5)

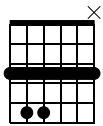


F# 7/D

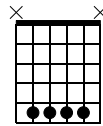


Musical notation for measures 3 and 4. Measure 3 starts with a treble clef, 4/4 time signature, and a repeat sign. The melody consists of a quarter note F#4, a quarter note G4, and a quarter note A4. The bass line consists of a quarter note F#2, a quarter note G2, and a quarter note A2. Measure 4 continues with a quarter note B4, a quarter note C5, and a quarter note D5. The bass line consists of a quarter note B2, a quarter note C3, and a quarter note D3. The dynamic marking *mf* is present. The TAB section shows the fret numbers for each string: 1, 4, 3, 4 for measure 3 and 5, 4, 3, 4 for measure 4.

Gm



C/D



Musical notation for measures 5 and 6. Measure 5 starts with a treble clef, 4/4 time signature, and a repeat sign. The melody consists of a quarter note E5, a quarter note F#5, and a quarter note G5. The bass line consists of a quarter note E3, a quarter note F#3, and a quarter note G3. Measure 6 continues with a quarter note A5, a quarter note B5, and a quarter note C6. The bass line consists of a quarter note A3, a quarter note B3, and a quarter note C4. The dynamic marking *mf* is present. The TAB section shows the fret numbers for each string: 3, 5, 5, 5 for measure 5 and 5, 5, 5, 5 for measure 6.

**Am7**

A guitar chord diagram for Am7. The strings from top to bottom are: 6th (x), 5th (0), 4th (0), 3rd (2), 2nd (0), 1st (0). There are 'x' marks above the 6th and 4th strings.

**A# 6add9**

A guitar chord diagram for A# 6add9. The strings from top to bottom are: 6th (5), 5th (5), 4th (5), 3rd (5), 2nd (5), 1st (5). There are 'x' marks above the 5th and 4th strings.

7

8

0 1 2

6 5 5 5

Musical notation for measures 7 and 8. Measure 7 shows a quarter note G2 (0) and a dotted half note chord (020000). Measure 8 shows a quarter note A#2 (6) and a dotted half note chord (555555). The bass line below shows the fret numbers for each note.

**Gm**

A guitar chord diagram for Gm. The strings from top to bottom are: 6th (3), 5th (2), 4th (0), 3rd (0), 2nd (0), 1st (3). There is an 'x' mark above the 6th string.

**C7/Bb**

A guitar chord diagram for C7/Bb. The strings from top to bottom are: 6th (x), 5th (3), 4th (2), 3rd (0), 2nd (0), 1st (3). There are 'x' marks above the 6th and 4th strings.

9

10

3 3 3 3 3 3

1 1 0 2

Musical notation for measures 9 and 10. Measure 9 shows a quarter note G2 (3) and a dotted half note chord (320003). Measure 10 shows a quarter note A#2 (6) and a dotted half note chord (x32003). The bass line below shows the fret numbers for each note.