

Gypsy Arpeggios Part 22

Excerpt of "Rythme Futur" by Django Reinhardt

G7(#5,b9) Arpeggio 1

mf

3 4 3 6 3 4 5 4 3

T
A
B

1

3 4 3 6 3 4 5 4 3

2

3 4 3 6 3 4 5 4 3 4 3 4 4 3 6 4

3

3 4 6 3 5 3 2 4 3

G7(#5,b9) Arpeggio 2

4

3 4 3 6 3 4 5 4 3

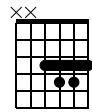
5

3 4 3 6 3 4 5 4 3

6

3 4 3 6 3 4 5 4 3 4 6 3 5 3

G7(# 5)/F



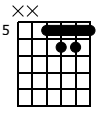
7

3 4 3 6 4 3 6 4

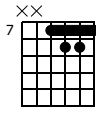
2 5 3 6

3 4 4 3

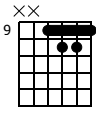
A7(#5)/G



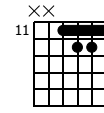
B7(#5)/A



C#7(#5)/B



D#7(#5)/C#



Musical notation for the first system. The top staff is a guitar staff with a treble clef and a sharp sign on the first line. It shows four chords: A7(#5)/G, B7(#5)/A, C#7(#5)/B, and D#7(#5)/C#. The piano staff below it shows the corresponding chord voicings with notes and accidentals. The bottom staff is a bass staff with a treble clef, showing the bass line for each chord with fingerings: 5 5 5 5, 7 8 8 7, 9 10 10 9, and 11 12 12 11.

Musical notation for the second system. The top staff is a guitar staff with a treble clef and a sharp sign on the first line. It shows a melodic line with three notes: a quarter note on the first line, a half note on the second line, and a quarter note on the second line. The piano staff below it shows the corresponding chord voicings with notes and accidentals. The bottom staff is a bass staff with a treble clef, showing the bass line for each chord with fingerings: 8, 8, and 5.